

Balance sheet reporting period 2021

Frequency: annual

Represent: Public interest organizations as a result of the financial year

Where to be submitted: depository of financial statements in electronic format by means of software

Submission deadline: annually no later than August 31 of the year following the reporting year

Name of organization:

Khabar Agency Joint Stock Company

as of December 31, 2021

Assets	Line code	In thousands tenge	
		The end of the reporting period	At the beginning of the reporting period
I. Short-term assets:			
Cash and cash equivalents	10	2 741 160	1 766 194
Short-term financial assets measured at depreciable value	11	-	-
Short-term financial assets measured at fair value through other comprehensive income	12	-	-
Short-term financial assets at fair value through profit or loss	13	-	-
Short-term derivative financial instruments	14	-	-
Other short-term financial assets	15	-	-
Short-term trade and other receivables	16	292 488	204 798
Short-term lease receivables	17	-	-
Short-term assets on contracts with customers	18	-	-
Current income tax	19	-	-
Inventory	20	-	-
Biological assets	21	65 810	65 091
Other short-term assets	22	-	-
Total short-term assets (sum of lines 010 to 022)	100	3 827 876	2 711 432

Notes on pages 23-44 form an integral part of these financial statements.



Balance sheet as of December 31, 2021*(in thousands of Kazakhstani tenge)*

Assets (or disposal groups) held for sale	101	-	-
II. Long-term assets			
Long-term financial assets measured at depreciated value	110	92 101	-
Long-term financial assets measured at fair value through other comprehensive income	111	-	-
Long-term financial assets at fair value through profit or loss	112	-	303 602
Long-term derivative financial instruments	113	-	-
Investments accounted at historical cost	114	-	-
Investments accounted by the equity method	115	-	-
Other long-term financial assets	116	-	-
Long-term trade and other receivables	117	-	-
Long-term lease receivables	118	-	-
Long-term assets under contracts with customers	119	-	-
Investment property	120	750 331	844 756
Fixed assets	121	776 720	835 073
Asset in the form of right to use	122	-	-
Biological assets	123	-	-
Exploration and evaluation assets	124	-	-
Evaluation assets	125	6 139 121	6 001 573
Deferred tax assets	126	1 060 958	668 493
Other long-term assets	127	-	-
Total long-term assets (sum of lines 110 to 127)	200	8 819 231	8 653 497
Balance (line 100 + line 101 + line 200)		12 647 107	11 364 929

Notes on pages 23-44 form an integral part of these financial statements.



Balance sheet as of December 31, 2021*(in thousands of Kazakhstani tenge)*

Liability and capital	Line code	At the end of the reporting period	At the end of the reporting period
III. Short-term liabilities			
Short-term financial liabilities measured at depreciated cost	210	-	-
Short-term financial liabilities measured at fair value through profit or loss	211	-	-
Short-term derivative financial instruments	212	-	-
Other short-term financial liabilities	213	-	-
Short-term trade and other payables	214	1 831 901	940 017
Short-term estimated liabilities	215	-	-
Current income tax liabilities	216	-	-
Employee benefits	217	213 421	139 591
Short-term lease payables	218	-	-
Short-term liabilities on contracts with customers	219	-	-
Government subsidies	220	-	-
Dividends payable	221	-	381 768
Other short-term liabilities	222	484 578	214 811
Total current liabilities (sum of lines 210 to 222)	300	2 529 900	1 676 187
Liabilities of disposal groups held for sale	301	-	-
IV. Long-term liabilities			
Long-term financial liabilities measured at depreciated cost	310	-	-
Long-term financial liabilities measured at fair value through profit or loss	311	-	-
Long-term derivative financial instruments	312	-	-
Other long-term financial liabilities	313	-	-
Long-term trade and other payables	314	-	-
Long-term estimated liabilities	315	78 541	79 077
Deferred tax liabilities	316	-	-
Employee benefits	317	-	-
Long-term lease payables	318	-	-
Long-term commitments on contracts with customers	319	-	-
Government subsidies	320	-	-
Other long-term liabilities	321	-	-
Total long-term liabilities (sum of lines 310 to 321)	400	78 541	79 077

The notes on pages 23-44 form an integral part of these financial statements.




Khabar Agency Joint Stock Company
Balance sheet as of December 31, 2021
(in thousands of Kazakhstani tenge)

V. Capital			
Authorised (share) capital	410	6 262 070	6 262 070
Share premium	411	-	-
Repurchased own equity instruments	412	-	-
Components of other comprehensive income	413	-	-
Undistributed profit (uncovered loss)	414	3 776 596	3 347 595
Other capital	415	-	-
Total capital attributable to owners (sum of lines 410 to 415)	420	10 038 666	9 609 665
Share of non-controlling owners	421	-	-
Total capital (line 420 + line 421)	500	10 038 666	9 609 665
Balance (line 300 + line 301 + line 400 + line 500)		12 647 107	11 364 929

Notes on pages 23-44 form an integral part of this financial statement.

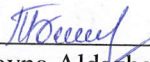

Chairman of the Board

 Berik Uali



Chief accountant

 Madina Bagdadovna Aldazhanova

April 14, 2022



Profit and loss statement for the year ending on December 31, 2021

(in thousands of Kazakhstani tenge)

Annex 3
to the Order of the
Minister of Finance of the
Republic of Kazakhstan
No.404 dated June 28, 2017

Form

Profit and loss statement for the reporting period 2021

Frequency: annual

Shall be submitted by: Public interest organisations as a result of the financial year

Where to be submitted: to the depository of financial statements in electronic format by means of software

Submission deadline: annually not later than August 31 of the year following the reporting year

Name of organization:

Khabar Agency Joint Stock Company**For the year ending on December 31, 2021**

Name of indicators	Line code	in thousands tenge	
		For the reporting period	For the previous period
Revenue from sales of goods, work and services	10	19 014 785	17 435 614
Cost of goods, work and services sold	11	(17 556 735)	(16 109 924)
Gross profit (loss) (line 010 - line 011)	12	1 458 050	1 325 690
Sales expenses	13	(341 296)	(298 609)
Administrative expenses	14	(634 498)	(622 408)
Total operating profit (loss) (+/- lines 012 to 014)	20	482 256	404 673
Financial income	21	43 143	31 377
Financial expenses	22	(110 983)	
Organisation's share of profit (loss) in associates and joint ventures accounted in accordance with the equity method	23	-	
Other income	24	214 591	185 839
Other expenses	25	(495 241)	(127 559)
Profit (loss) before taxes (+/- lines 020 to 025)	100	133 766	494 330
Income tax expense (-) (income (+))	101	17 385	(353 339)
Profit (loss) after taxes from continuing activities (line 100 + line 101)	200	151 151	140 991
Profit (loss) after taxes from discontinued activities	201	-	-
Profit for the year (line 200 + line 201) attributable to:	300	151 151	140 991

The notes on pages 20-44 form an integral part of this financial statement.



Profit and loss statement for the year ending on December 31, 2021*(in thousands of Kazakhstani tenge)*

the owners of the parent organization			
the share of non-controlling owners			
Other comprehensive income,	400	-	-
total (sum of 420 and 440):			
including:			
Revaluation of debt financial instruments measured at fair value through other comprehensive income	410	-	-
share in other comprehensive income (loss) of associates and joint ventures accounted for using the equity method	411	-	-
effect of changes in income tax rate on deferred tax	412	-	-
cash flow hedge	413	-	-
exchange rate difference on investments in foreign organizations	414	-	-
hedging net investment in foreign operations	415	-	-
other components of other comprehensive income	416	-	-
adjustment on reclassification to profit	417	-	-
(loss)			
tax effect of components of other comprehensive income	418	-	-
Total other comprehensive income to be reclassified to profit or loss in subsequent periods	420	-	-
(net of income tax) (sum of lines 410 to 418)	431	-	-
revaluation of fixed assets and intangible assets share in other comprehensive income (loss) of associates and joint ventures accounted on the equity method	432	-	-
actuarial gains (losses) on pension liabilities	433	-	-
tax effect of components of other comprehensive income	434	-	-
Revaluation of equity financial instruments	435	-	-
measured at fair value through other comprehensive income			
Total other comprehensive income not to be reclassified as income or expense in subsequent periods (net of income tax) (sum of lines 431 to 435)	440	-	-
Total comprehensive income	500	151151	140991
(line 300 + line 400)			

Total comprehensive income attributable to:
owners of the parent organization non-
controlling owners

Notes on pages 20-44 form an integral part of this financial statement.



Profit and loss statement for the year ending on December 31, 2021

(in thousands of Kazakhstani tenge)

Profit per share	600	0,024	0,023
including:			
Base profit per share:			
from continuing activities			
from discontinued activities			
Diluted income per share:			
from continuing activities			
from discontinued activities			

Notes on pages 20-44 form an integral part of this financial statement.

Chairman of the Board

Berik Uali

Chief accountant

Madina Bagdadovna Aldazhanova



April 14, 2022



Cash flow statement for the year ending on December 31, 2021*(in thousands of Kazakhstani tenge)*

Annex 4 to the Order
of the Minister of Finance of the
Republic of Kazakhstan
No.404 dated
June 28, 2017
Form

Cash flow statement (direct method) reporting period 2021

Frequency: annual

Shall be submitted by: Public interest organizations as a result of the financial year

Where to be submitted: to the depository of financial statements in electronic format by means of software

Submission deadline: annually not later than August 31 of the year following the reporting year

Name of organization:

Khabar Agency Joint Stock Company**For the year ending on December 31, 2021****In thousands
tenge**

Name of indicators	Line code	For the reporting period	For the previous period
I. Cash flows from operating activities			
1. Cash inflow, total (sum of lines 011 to 016)	10	20 884 392	19 248 081
including:			
sale of goods and services	11	9 420 505	7 550 787
other revenue	12	47 038	45 602
advances received from buyers, customers	13	11 301 845	11 644 958
Income from insurance contracts	14	-	-
benefits received	15	28 252	-
miscellaneous income	16	86 752	6 734
2. Cash outflow, total (sum of lines 021 to 027)	20	(15 683 652)	(16 301 255)
including:			
Payments to suppliers for goods and services	21	(7 139 211)	(7 360 900)
advances made to suppliers of goods and services	22	(1 747 795)	(1 924 527)
wages and salaries	23	(3 047 141)	(3 064 369)
remuneration	24	-	-
payments on insurance contracts	25	-	-
income tax and other payments to the budget	26	(2 770 280)	(2 963 009)
other benefits	27	(979 225)	(988 450)
3. Net cash flows from operating activities (line 010 - line 020)	30	5 200 740	2 946 826

Notes on pages 20-44 form an integral part of this financial statement.

Notes on pages 20-44 form an integral part of this financial statement.



Cash flow statement for the year ending on December 31, 2021**(continued)***(in thousands of Kazakhstani tenge)*

II. Cash flows from investment activities			
-			
1. Cash inflow, total (sum of lines 041 to 052)	40	21 321	29 002
including:			
sale of fixed assets	41	-	-
sale of intangible assets	42	-	-
sale of other long-term assets	43	-	-
sales of equity instruments of other organizations (other than subsidiaries)	44	-	-
and interests in joint ventures			
sale of debt instruments of other organizations	45	-	-
Compensation for loss of control over subsidiaries	46	-	-
cash deposit withdrawal	47	-	-
sale of other financial assets	48	-	-
Futures and forward contracts, options and swaps			
swaps	49	-	-
interest received	50	-	-
benefits received	51	21 321	29 002
miscellaneous income	52	-	-
2. Cash outflow, total (sum of lines 061 to 073)	60	(4 076 220)	(3 118 494)
including:			
acquisition of fixed assets	61	(194 749)	(122 362)
acquisition of intangible assets	62	(3 881 471)	(2 996 132)
acquisition of other long-term assets	63	-	-
acquiring equity instruments in other organisations (other than subsidiaries)	64	-	-
and interests in joint ventures			
acquisition of debt instruments of other organisations	65	-	-
acquisition of control over subsidiaries	66	-	-
cash deposit placement	67	-	-
payment of remuneration	68	-	-
acquisition of other financial assets	69	-	-
loan issue	70	-	-
Futures and forward contracts, options and swaps			
swaps	71	-	-
investments in associates and subsidiaries	72	-	-
other payments	73	-	-
3. Net cash flows from investment activities (line 040 - line 060)	80	(4 054 899)	(3 089 492)

Notes on pages 20-44 form an integral part of this financial statement.



Cash flow statement for the year ending on December 31, 2021

(continued)

(in thousands of Kazakhstani tenge)

III. Cash flows from financing activities			
1. Cash inflow, total (sum of lines 091 to 094)	90	-	
including:			
issue of shares and other financial instruments	91	-	
borrowing of the loan	92	-	
benefits received	93	-	
miscellaneous income	94	-	
2. Cash outflow, total (sum of lines 101 to 105)	100	(98 693)	(20 093)
including:			
loan repayment	101	-	-
payment of remuneration	102	-	-
payment of dividends	103	(98 693)	(20 093)
payments to owners on shares in the organisation	104	-	-
Other outflows from fin	105	-	-
3. Net cash flows from financing activities (line 090 - line 100)	110	(98 693)	(20 093)
4. Impact of exchange rates against the tenge	120	(72 183)	7 205
5. Impact of changes in the carrying amount of cash and cash equivalents	130	-	4 679
6. Increase +/- decrease in cash (line 030 +/- line 080 +/- line 110 +/- line 130 line 120 +/- line 130)	140	974 966	(150 875)
7. Cash and cash equivalents at the beginning of the reporting period	150	1 766 194	1 917 069
8. Cash and cash equivalents at the end of the reporting period	160	2 741 160	1 766 194

Notes on pages 20-44 form an integral part of this financial statement.

Chairman of the Board

Berik Uali

Chief accountant

Madina Bagdadovna Aldazhanova

April 14, 2022



Statement of changes in equity for the year ending on December 31, 2021
(in thousands of Kazakhstani tenge)

3 Annex 6

to the Order of
Minister of Finance
of the Republic of Kazakhstan
No.404 dated June 28, 2017
Form

Statement of changes in capital reporting period 2021

Frequency: annual

Shall be submitted by: Public interest organizations as a result of the financial year

Where to be submitted: to the depository of financial statements in electronic format by means of software

Submission deadline: annually not later than August 31 of the year following the reporting year

Name of organization: Khabar Agency Joint Stock Company

For the year ending on December 31, 2021

Name of components	Line code	Authorized (share) capital	Share premium	Capital attributable to owners			Share of non-controlling owners			Total capital
				Repurchased equity instruments	Components of other comprehensive income	Undistributed income	Other capital	Share of non-controlling owners	Total capital	
Balance as of January 1 of the previous year	10	6 223 748	-	-	-	3 639 965	-	-	9 863 713	
Change in accounting policy	11	-	-	-	-	(6 917)	-	-	(6 917)	
Recalculated balance (Line 010 +/- Line 011)	100	6 223 748	-	-	-	3 633 048	-	-	9 856 796	
Total comprehensive income, total (line 210+ line 220):	200	-	-	-	-	140 991	-	-	140 991	
Profit (loss) for the year	210	-	-	-	-	140 991	-	-	140 991	
Other comprehensive income, total (sum of lines 221 to 229):	220	-	-	-	-	-	-	-	-	

Notes on pages 23-44 form an integral part of this financial statement.



Statement of changes in equity for the year ending on December 31, 2021 (continued)
(in thousands of Kazakhstani tenge)

including:	-	-	-	-	-
Revaluation of debt financial instruments measured at fair value through other comprehensive income (net of tax effect)	221	-	-	-	-
Revaluation of equity instruments measured at fair value through other comprehensive income (net of tax effect)	222	-	-	-	-
revaluation of fixed and intangible assets (net of tax effect)	223	-	-	-	-
Share of other comprehensive income (loss) of associates and joint ventures accounted using the equity method	224	-	-	-	-
actuarial gains (losses) on pension obligations	225	-	-	-	-
effect of changes in income tax rate on deferred tax	226	-	-	-	-
cash flow hedges (net of tax effect)	227	-	-	-	-
hedging net investment in foreign operations	228	-	-	-	-
exchange rate difference on investments in foreign organisations	229	-	-	-	-
Transactions with owners, total (sum of lines 310 to 318):	300	38 322	(401 861)	-	(363 539)

Notes on pages 20-44 form an integral part of this financial statement.



Statement of changes in equity for the year ending on December 31, 2021 (continued)
(in thousands of Kazakhstani tenge)

including:	-	-	-	-	-	-
Remuneration of employees by shares:	310	-	-	-	-	-
including:						
Cost of employee services issuing shares under an employee share-based remuneration scheme tax benefit in relation to the employee share-based remuneration scheme						-
Contributions from owners	311	-	-	-	-	-
Issue of own equity instruments (shares)	312	38 322	-	-	-	38 322
Issue of equity instruments related to business combinations	313	-	-	-	-	-
Equity component of convertible instruments (net of tax effect)	314	-	-	-	-	-
Payment of dividends	315	-	-	(401 861)	-	(401 861)
Other distributions in favour of Owners	316	-	-	-	-	-
Other transactions with owners	317	-	-	-	-	-
Changes in ownership interests in subsidiaries that do not result in loss of control	318	-	-	-	-	-
Other operations	319	-	-	(24 583)	-	(24 583)
Balance as of January 1 of the reporting year	400	6 262 070	-	3 347 595	-	9 609 665
(line 100 + line 200 + line 300 + line 319)						

Notes on pages 20-44 form an integral part of this financial statement.

Statement of changes in equity for the year ending on December 31, 2021 (continued)
(in thousands of Kazakhstani tenge)

Change in accounting policy	401				
Recalculated balance (line 400 +/- line 401)	500	6 262 070	-	-	9 609 665
Total comprehensive income, total (line 610 + line 620):	600	-	-	-	151 151
Profit (loss) for the year	610	-	-	-	151 151
Other comprehensive income, total (sum of lines 621 to 629) including:	620	-	-	-	-
Revaluation of debt financial instruments measured at fair value through other comprehensive income (net of tax effect)	621	-	-	-	-
Revaluation of equity financial instruments measured at fair value through other comprehensive income (net of tax effect)	622	-	-	-	-
Revaluation of fixed and intangible assets (net of tax effect)	623	-	-	-	-
Share of other comprehensive income (loss) of associates and joint ventures accounted in accordance with the equity method	624	-	-	-	-
actuarial gains (losses) on pension obligations	625	-	-	-	-

Notes on pages 20-44 form an integral part of this financial statement.



Statement of changes in equity for the year ending on December 31, 2021 (continued)

(in thousands of Kazakhstani tenge)

the effect of a change in the income tax rate on deferred tax	626	-	-	-	-	-	-	-	-
cash flow hedges (net of tax effect)	627	-	-	-	-	-	-	-	-
hedging of net investments in foreign operations	628	-	-	-	-	-	-	-	-
exchange rate difference on investments in foreign organizations	629	-	-	-	-	-	-	-	-
Transactions with owners in total (sum of lines 710 to 718) including:	700	-	-	-	-	283 075	-	-	283 075
Remuneration of employees by shares including:	710	-	-	-	-	-	-	-	-
Cost of employee services		-	-	-	-	-	-	-	-
issuance of shares under the employee share-based remuneration scheme		-	-	-	-	-	-	-	-
tax benefit in respect of the employee share-based compensation scheme		-	-	-	-	-	-	-	-
Contributions from owners	711	-	-	-	-	-	-	-	-
Issue of own equity instruments (shares)	712	-	-	-	-	-	-	-	-
Issue of equity instruments related to business combinations	713	-	-	-	-	-	-	-	-
Equity component of convertible instruments (net of tax effect)	714	-	-	-	-	-	-	-	-
Payment of dividends	715	-	-	-	-	(98 693)	-	-	(98 693)

Notes on pages 20-44 form an integral part of this financial statement.



Statement of changes in equity for the year ending on December 31, 2021 (continued)
(in thousands of Kazakhstani tenge)

Other distributions to owners	716	-	-	-	-	-	-	-	-	-
Other transactions with owners	717	-	-	-	-	-	-	-	-	-
Changes in ownership interests in subsidiaries that do not result in loss of control	718	-	-	-	-	-	-	-	-	381 768
Other operations	719	-	-	-	-	-	-	-	(5 225)	(5 225)
Balance as of December 31 of the reporting year (line 500 + line 600 + line 700 + line 719)	800	6 262 070	-	-	-	-	-	-	3 776 596	10 038 666
line 700 + line 719)										

Notes on pages 23-44 form an integral part of this financial statement.

Chairman of the Board

[Signature]
Berik Uali

Chief accountant

[Signature]
Madina Bagdadovna Aldazhanova

April 14, 2022

